

PARENT WEBINAR

**SUPPORTING CHARTER
SCHOOLS**

MARCH 2022

Facilitator:
Dr. Lynne Paradis, Superintendent



OUR SCHOOL REALITY

Past four years- declining funding, reserves

TAAPCS - Provincial Leadership

Limitations on student enrollment

Limited access to capital improvements

GOOD NEWS BUDGET

Charter schools currently enrol 1.5 percent of the provinces K – 12 population and receive 1.2 per cent of education operating funds.

New budget:

Capital funding for expansion

Equity funding

CRITICISMS OF CHARTERS

Poorly substantiated claims that Charters are private, elite, charge tuition, have unfair enrollment practices (no special needs), are not accessible and take from public education.

RESPONDING TO THE PUBLIC

Promote the truth about Charter Schools

Directly respond to misinformation

Gratitude to supporters

History of unfair/unjust funding

Justify that Schools of Choice add value to AB education

WHAT HAS BEEN DONE?

Media - radio and television

Print documents

Letters to key contacts

Meetings with politicians and government officials

Parents can do a lot to help out

WHAT CAN PARENTS DO?

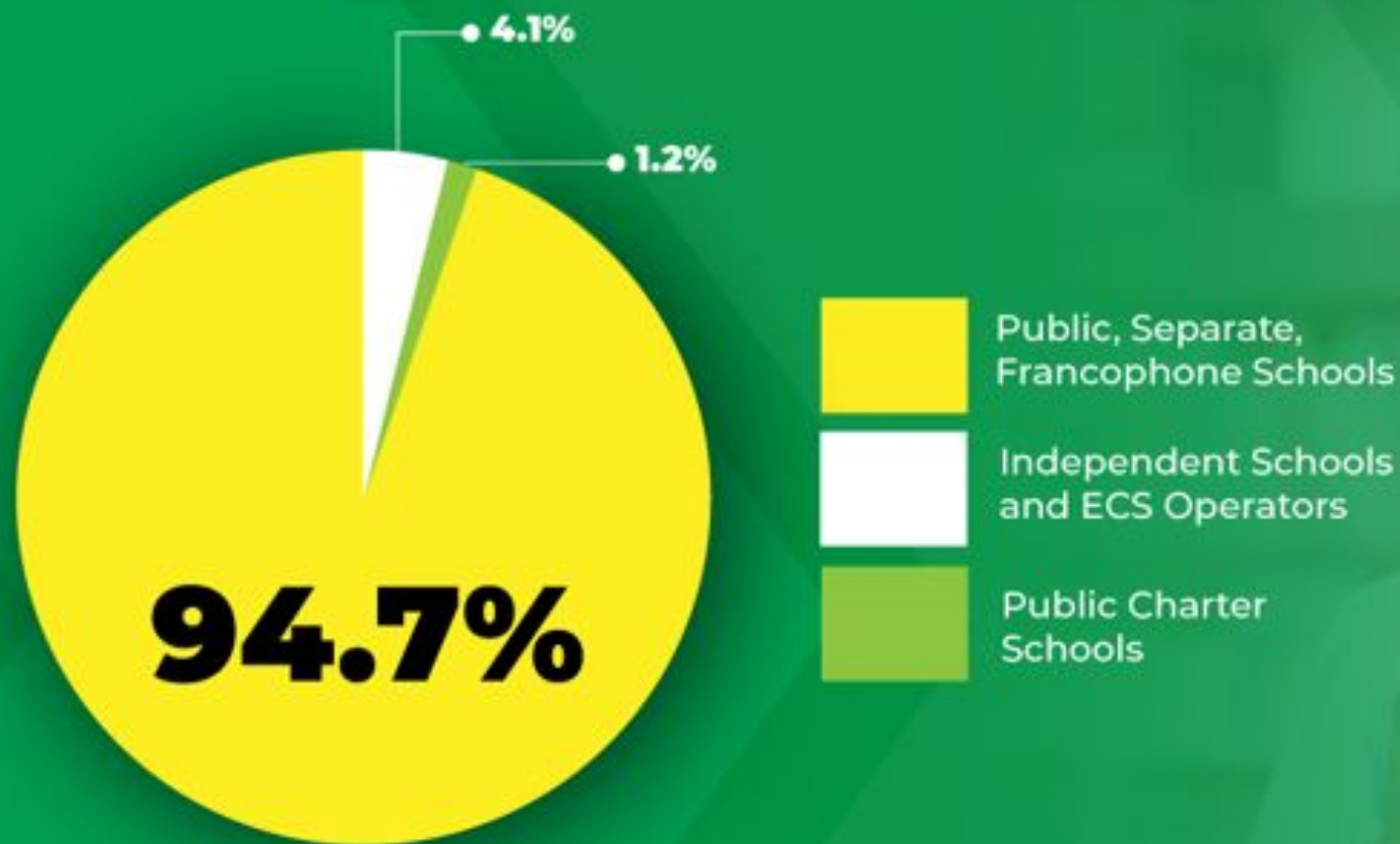
Letters to MLA's

Talk up the truth of Charter schools

Social media

Your ideas???

Funding by School Authority

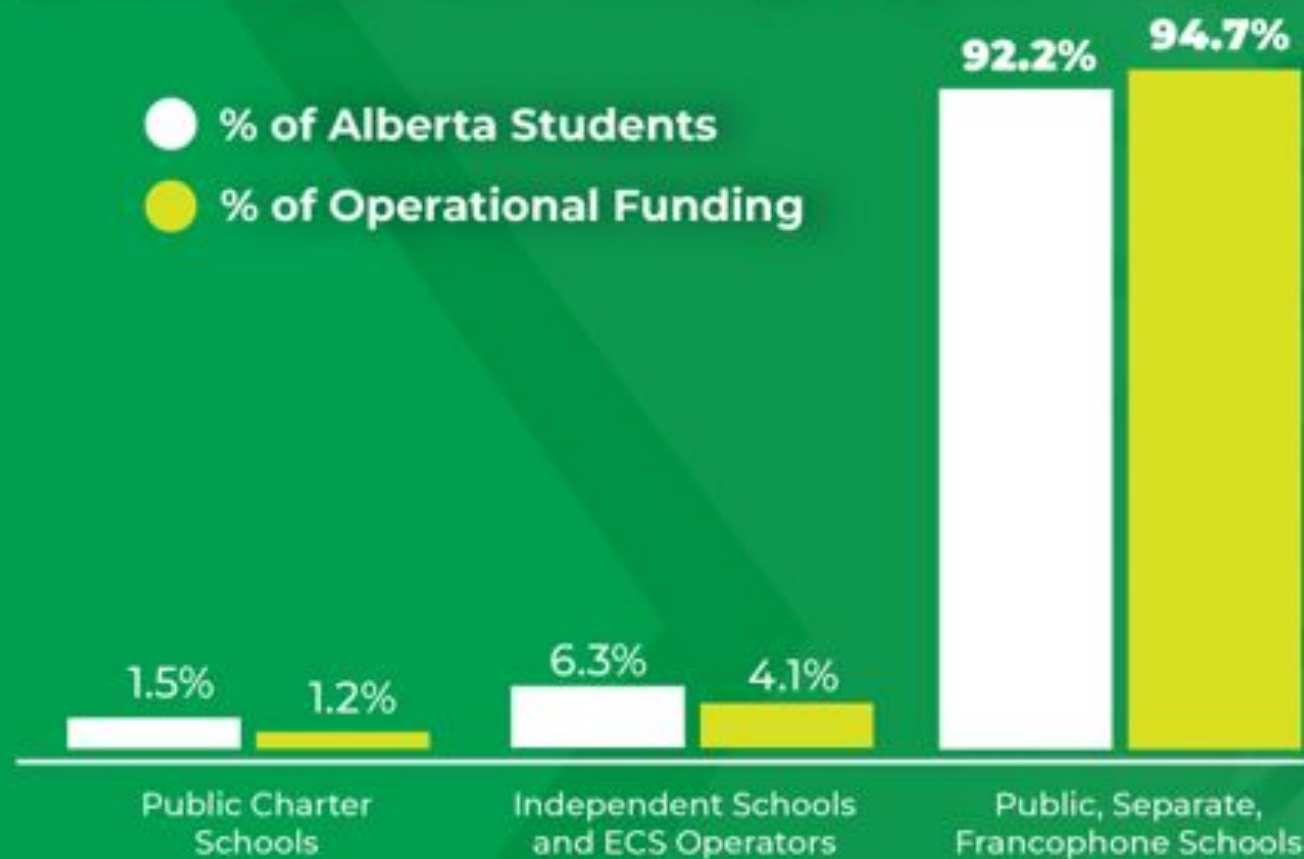


Source: Alberta Education

**BUDGET
2022**

**MOVING
FORWARD.**

Comparing Funding by School Authority



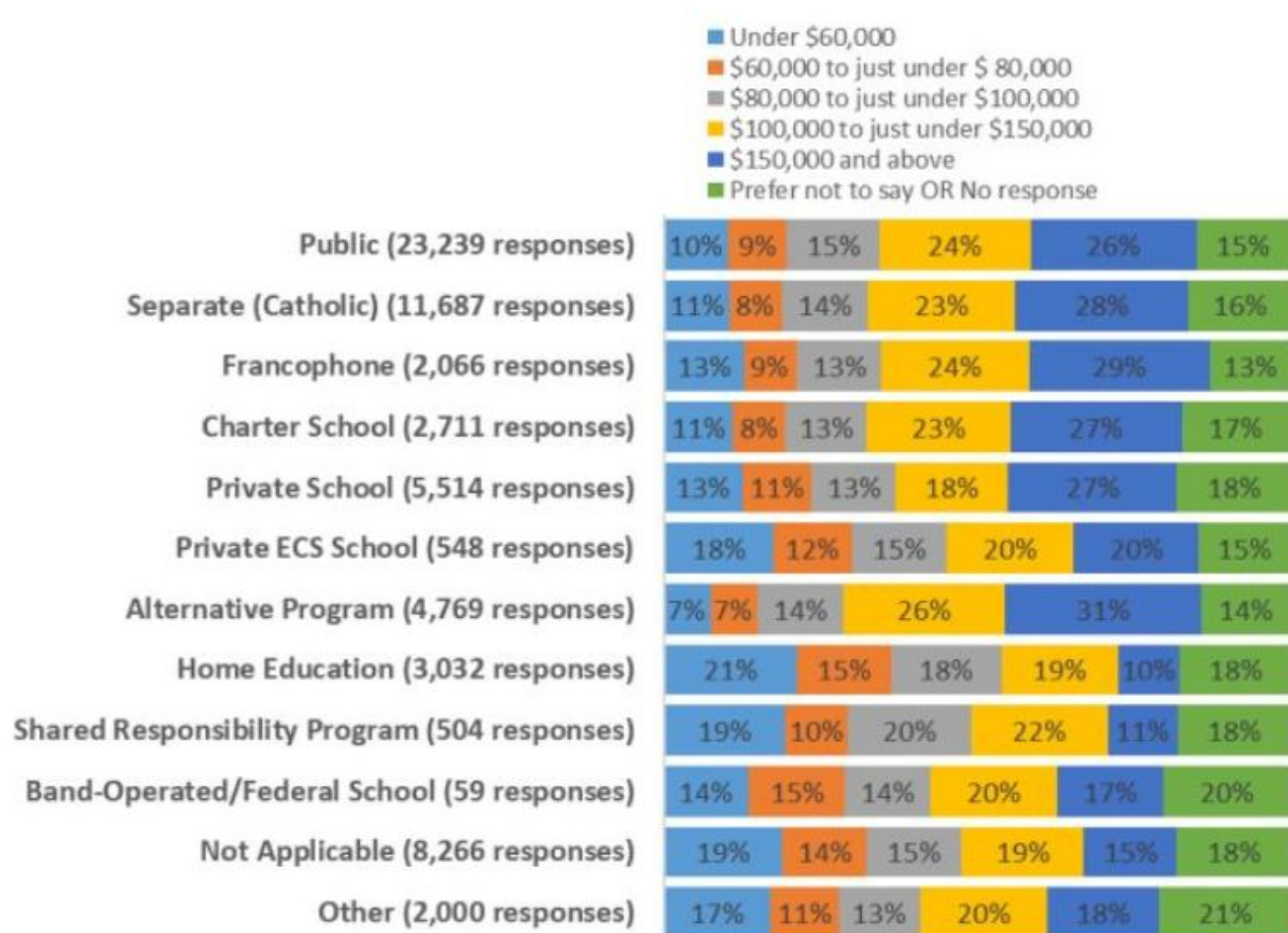
**BUDGET
2022**

**MOVING
FORWARD.**

Source: Alberta Education

Income by type of school⁸

Figure 8: Percent of respondents for each school type that indicated each gross household income. Graph is based on the responses to "What type of school (K-12) do you or your children attend? (Select all that apply)" and "Which of the following best describes your household income before taxes or other deductions ("gross" household income)? (Select one)"



TAAPCS RESPONDING TO CRITICS

TAAPCS Responding to Charter School Critics

THANK
YOU

for all you do

QUESTIONS
AND
DISCUSSION